

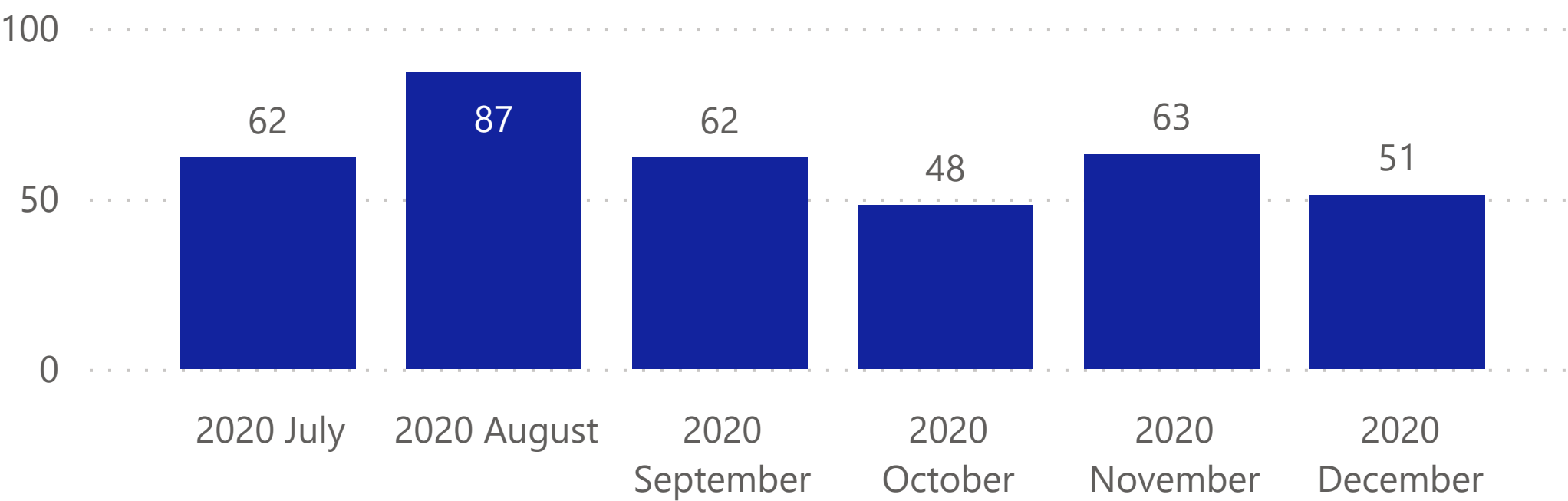
Police Incidents within the Safety Zone

The data shown below is public police incident data from the Open Data Portal here: <https://data.sfgov.org/Public-Safety/Police-Department-Incident-Reports-2018-to-Present/wg3w-h783>. Incidents within the Safety Zone (shown at the right) are presented below.

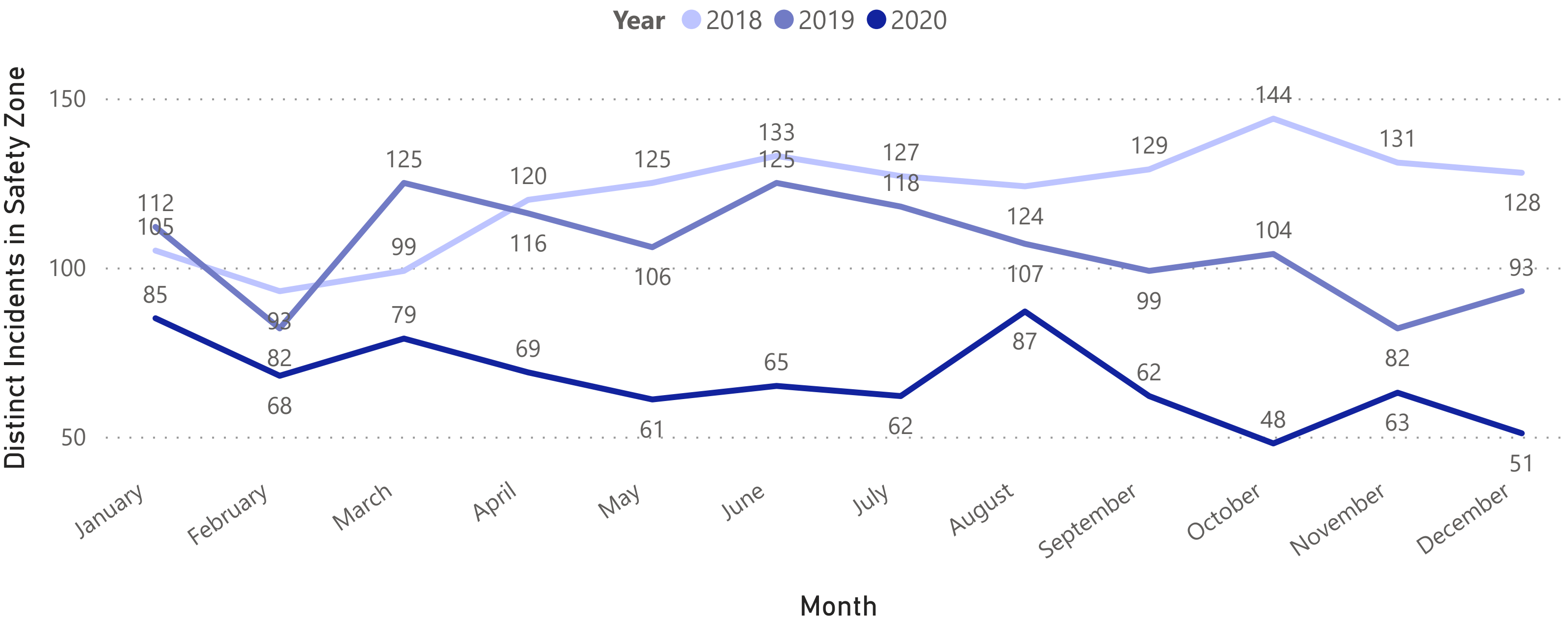
Note: Data was last updated on 1/08/2021, and data is only shown through the last complete month. Counts for previous months may increase in future reporting, as additional incidents may be added to the database.



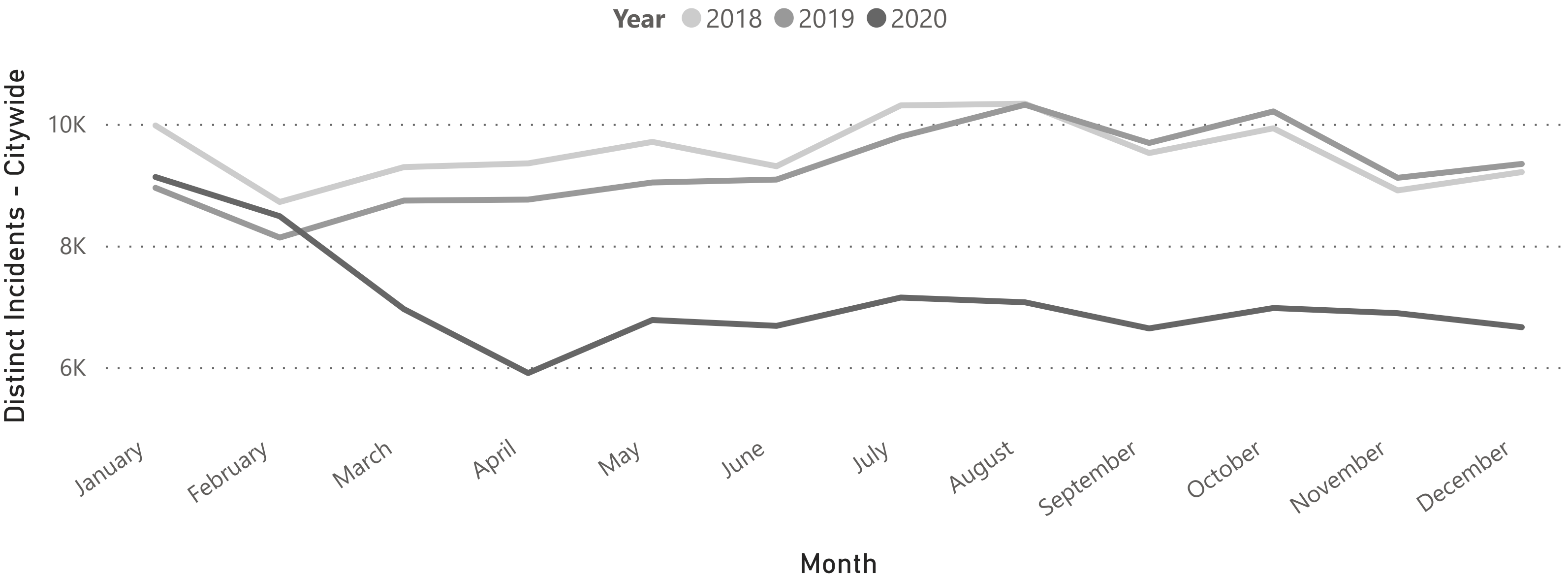
Distinct Incidents in Safety Zone in Last Six Months



Distinct Incidents in Safety Zone by Month and Year

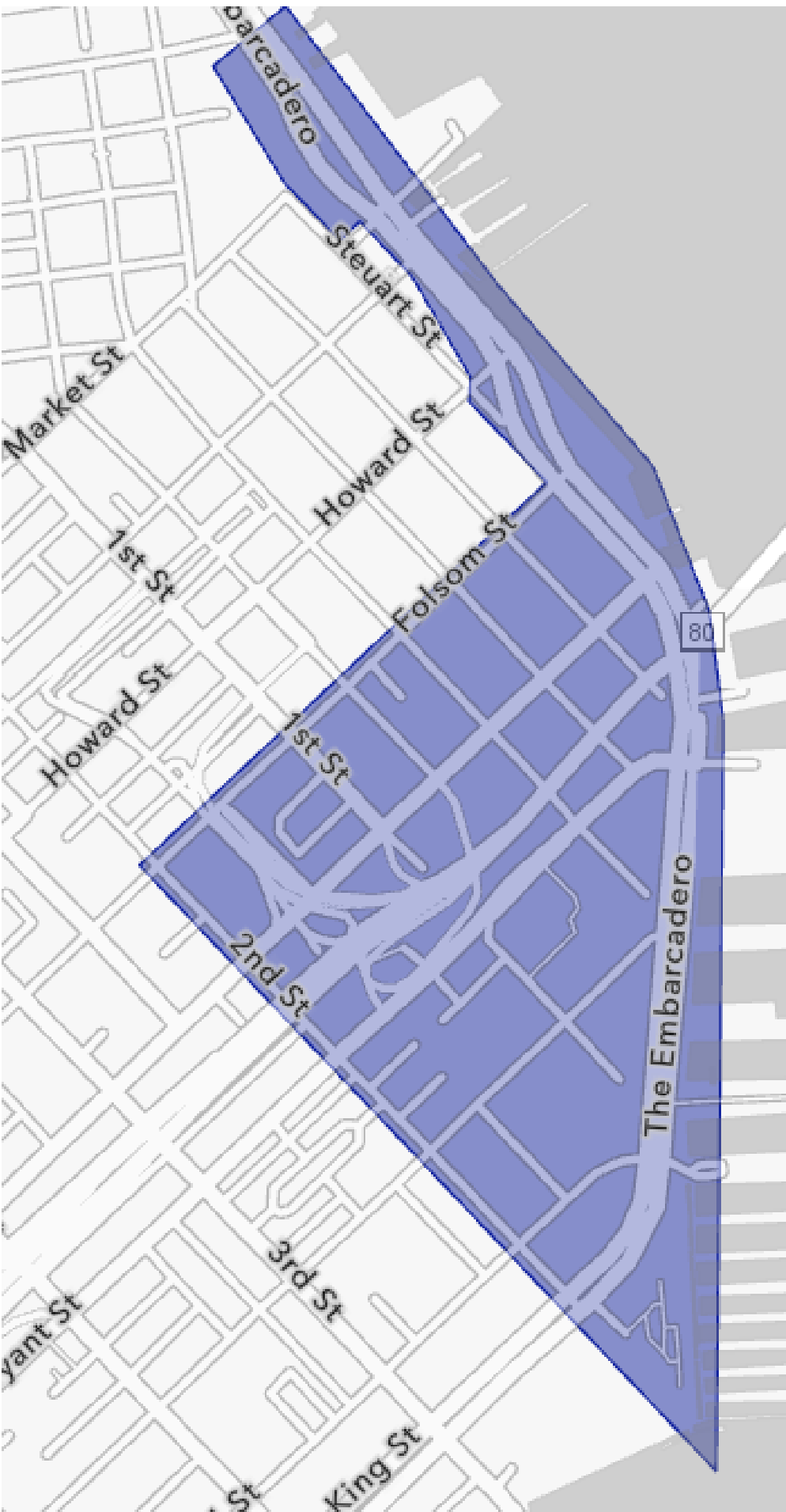


Distinct Incidents - Citywide by Month and Year



Police Incidents in December 2020

Incident Category	Distinct Incidents in Safety Zone ▼	Distinct Incidents - Citywide
Larceny Theft	15	1,998
Burglary	10	766
Malicious Mischief	10	654
Non-Criminal	6	492
Assault	3	474
Motor Vehicle Theft	3	686
Other Miscellaneous	3	601
Suspicious Occ	3	185
Offences Against The Family And Children	2	166
Warrant	2	232
Drug Offense	1	117
Forgery And Counterfeiting	1	18
Fraud	1	126
Recovered Vehicle	1	530
Robbery	1	227
Sex Offense	1	18
Stolen Property	1	59
Weapons Carrying Etc	1	40
		26
Arson		41
Case Closure		36
Courtesy Report		21
Disorderly Conduct		134
Drug Violation		3
Embezzlement		7
Family Offense		4
Fire Report		12
Homicide		3
Lost Property		106
Miscellaneous Investigation		74
Missing Person		114
Other		116
Other Offenses		104
Prostitution		6
Rape		1
Suicide		3
Suspicious		2
Traffic Collision		23
Traffic Violation Arrest		80
Vandalism		23
Vehicle Impounded		7
Vehicle Misplaced		2
Weapons Offense		93
Total	51	6,659



Additional notes: Data provided are distinct incident report counts for the timeframe and geography requested, as aggregated through the publically available incident reports dataset housed by DataSF (link below.) This dataset applies a geo-anonymization technique that places all incidents at a nearest intersection, therefore additional incidents from up to 1 block outside of the noted geographic boundaries may be included in this data. Certain confidential incident reports (for example, restraining order violations, child abuse, and others) may not be included in the data set to protect victims from re-identification. Juvenile data is not included in this dataset per W&I Code Sec 827. Further dataset documentation can be found here: <https://bit.ly/2x7Ta2P>

Data Source: <https://data.sfgov.org/Public-Safety/Police-Department-Incident-Reports-2018-to-Present/wg3w-h783>